


## Qualifying Round Results



### Turin Acro Cup 2013

Turin 7/5/13 - 7/7/13 - Acrobatic Gymnastics International

#### Age Group Women's Pair

Rn	Participant	Club	Event	Diff	T	A	P	Score	Total
1	3102 BROOKES Rebecca NEWELL Sophie	Oxford School of Gymn.	Balance	10.000	8.900	8.250	0.0	27.150	53.950
			Dynamic	9.950	8.550	8.300	0.0	26.800	
2	3106 SERVELLON Samantha BONES Madeline	ATA	Balance	10.000	8.950	8.450	0.0	27.400	53.800
			Dynamic	9.900	8.350	8.150	0.0	26.400	
3	3104 FOMENKO Alessya MERZHOYEVA Milikhan	Fed. of Kazakhstan	Balance	10.000	8.700	8.150	0.0	26.850	53.250
			Dynamic	10.000	8.350	8.050	0.0	26.400	
4	3103 SCHILLING Julia KLEMENT Paulina	TSGV Alberhausen	Balance	9.950	8.450	8.250	0.0	26.650	52.200
			Dynamic	9.950	7.800	7.800	0.0	25.550	
5	3101 GASSER Eva NOWAK Julia	Federation of Austria	Balance	9.750	7.800	7.600	0.3	24.850	47.300
			Dynamic	9.300	5.750	7.400	0.0	22.450	

#### Age Group Women's Group

Rn	Participant	Club	Event	Diff	T	A	P	Score	Total
1	3401 SIMOES Filipa COUCEIRO Sandra MONTEIRO Cosntanca	AA Coimbra	Balance	10.000	8.300	8.250	0.6	25.950	52.150
			Dynamic	10.000	8.300	7.900	0.0	26.200	

#### Age Group Men's Pair

Rn	Participant	Club	Event	Diff	T	A	P	Score	Total
1	3201 LATORRE Andrea MARTINO Simone	SGG Torino	Balance	8.300	6.700	6.950	1.2	20.750	44.250
			Dynamic	9.100	7.400	7.000	0.0	23.500	


#### Age Group Mixed Pair

Rn	Participant	Club	Event	Diff	T	A	P	Score	Total
1	3301 CALHEIRO Pedro CODEAS Beatriz	AA Coimbra	Balance	10.000	8.950	8.300	0.3	26.950	53.200
			Dynamic	10.000	8.400	8.150	0.3	26.250	

#### Junior Women's Group

Rn	Participant	Club	Event	Diff	T	A	P	Score	Total
1	2402 JACKSON Gabrielle JACKSON Cosette FERBER Nina	Oxford School of Gymn.	Balance	9.350	8.750	8.550	0.3	26.350	52.480
			Dynamic	9.680	8.300	8.150	0.0	26.130	
2	2401 QUEIROS Rita PRATAS Ana CARVALHO Maria	AA Coimbra	Balance	9.960	8.300	8.550	0.3	26.510	51.730
			Dynamic	9.970	7.300	7.950	0.0	25.220	
3	2403 MIKOLUTA Natalya RUDAKOVA Oxana BURKIT Saida	Fed. of Kazakhstan	Balance	9.820	8.250	8.500	0.0	26.570	50.070
			Dynamic	9.600	6.650	7.250	0.0	23.500	

## Qualifying Round Results



### Junior Mixed Pair

Rn	Participant	Club	Event	Diff	T	A	P	Score	Total
1	2301 MARTINS Joao GERMANO Ines	AA Coimbra	Balance	10.000	8.900	8.500	0.0	27.400	54.850
			Dynamic	10.000	8.800	8.650	0.0	27.450	
2	2302 KUZNETSOV Sergey KHANBAY Aina	Fed. of Kazakhstan	Balance	10.000	8.850	8.450	0.0	27.300	54.600
			Dynamic	10.000	8.650	8.650	0.0	27.300	
3	2303 WEBB Lydia OSBORNE Axel	WOGA	Balance	10.000	8.850	8.700	0.5	27.050	53.800
			Dynamic	10.000	8.850	8.400	0.5	26.750	

### Senior Women's Pair

Rn	Participant	Club	Event	Diff	T	A	P	Score	Total
1	1103 JORNA Chantal VAN BRUNSCHOT Femke	Breda Gym	Balance	8.300	8.000	7.400	0.0	23.700	46.420
			Dynamic	9.620	5.850	7.250	0.0	22.720	
2	1102 LAMIANI Marta MAGENIS Chiara	ASDG Vignate	Balance	8.600	7.600	7.500	0.0	23.700	43.900
			Dynamic	6.800	6.100	7.300	0.0	20.200	
3	1101 BORRELLO Eloise ALAMPI Irene	ASDCG La danze della Fenice	Balance	8.200	7.050	7.100	0.3	22.050	41.050
			Dynamic	6.700	5.850	6.950	0.5	19.000	


### Senior Women's Group

Rn	Participant	Club	Event	Diff	T	A	P	Score	Total
1	1401 VAN OVERBERGHE Sanne SCHOLLIER Lara VAN BETSBRUGGE Camille	Federation of Belgium	Balance	10.840	8.800	9.050	0.3	28.390	56.505
			Dynamic	10.465	8.850	8.800	0.0	28.115	
2	1405 PAPETTI Lara CALATRONI Giulia GIUDICI Sara	ASDG Vignate	Balance	9.240	8.800	8.100	0.0	26.140	49.540
			Dynamic	9.500	6.700	7.200	0.0	23.400	
3	1402 EVANS Rebecca EVERETTE Sophie MAHDOO Siobhan	Oxford School of Gymn.	Balance	9.060	8.250	8.150	0.3	25.160	49.090
			Dynamic	9.280	7.350	7.300	0.0	23.930	
4	1403 FAVALE Silvia MARI Sofia DI LERNIA Ilaria	CS Corsico	Balance	8.500	8.100	8.450	0.0	25.050	48.300
			Dynamic	8.800	6.750	7.700	0.0	23.250	
5	1404 ZILIANI Elena BRESCIANI Chiara CATTANEO Silvia	ASD GEA Lentate	Balance	-	--	--	--	--	0.000
			Dynamic	-	--	--	--	--	

### Senior Men's Pair

Rn	Participant	Club	Event	Diff	T	A	P	Score	Total
1	1201 POLYAKOV Ilya MARSHEV Dmitrij	Kalinigrad	Balance	10.315	7.850	7.600	1.5	24.265	24.265
			Dynamic	-	--	--	--	--	

## Qualifying Round Results



### Senior Mixed Pair

Rn	Participant	Club	Event	Diff	T	A	P	Score	Total
1	1301 DE PRYCK Laure VLEESHOUWERS Nicolas	Federation of Belgium	Balance	11.440	8.850	9.050	0.0	29.340	57.135
			Dynamic	10.795	8.050	8.950	0.0	27.795	
2	1302 GROSSI Michael GADO Manuela	SGG Torino	Balance	9.240	7.950	7.850	0.0	25.040	48.540
			Dynamic	8.700	7.350	7.450	0.0	23.500	